

MORE ON M.M. ZENGA'S NEW THREE-PARAMETER DISTRIBUTION
FOR NON-NEGATIVE VARIABLES

Michele Zenga*
Leo Pasquazzi*
Marcella Poliscchio*
Mariangela Zenga*

SUMMARY

Recently Zenga (2010) has proposed a new three-parameter density function $f(x : \mu; \alpha; \theta)$, ($\mu > 0$; $\alpha > 0$; $\theta > 0$), for non-negative variables. The parameter μ is equal to the expectation of the distribution. The new density has positive asymmetry and Paretian right tail. For $\theta > 1$, Zenga (2010) has obtained the expressions of: the distribution function, the moments, the truncated moments, the mean deviation and Zenga's (2007a) point inequality $A(x)$ at $x = \mu$. In the present paper, as to the general case $\theta > 0$, the expressions of: the distribution function, the ordinary and truncated moments, the mean deviations and Zenga's point inequality $A(\mu)$ are obtained. These expressions are more complex than those previously obtained for $\theta > 1$ by Zenga (2010). The paper is enriched with many graphs of: the density functions ($0.5 \leq \theta \leq 1.5$), the Lorenz $L(p)$ and Zenga's $I(p)$ curves as well as the hazard and survival functions.

Keywords: Non-Negative Variables, Positive Asymmetry, Paretian Right Tail, Beta Function, Lorenz Curve, Zenga's Inequality Curve, Hazard Function, Survival Function.

1. INTRODUCTION

Recently Zenga (2010) has proposed a new three parameter density function $f(x : \mu; \alpha; \theta)$, ($\mu > 0$; $\alpha > 0$; $\theta > 0$), for non negative variables. The density $f(x : \mu; \alpha; \theta)$ has been obtained as a mixture of Poliscchio's (2008) following truncated Pareto density

$$f(x : \mu; k) = \begin{cases} \frac{\sqrt{\mu}}{2} k^{0.5} (1 - k)^{-1} x^{-1.5}, & \mu k \leq x \leq \frac{\mu}{k}; \quad \mu > 0, 0 < k < 1; \\ 0 & \text{otherwise,} \end{cases} \quad (1)$$

with a fixed $\mu > 0$ and all the values of k in the interval $(0; 1)$. The density on the parameter k is given by the beta density

$$g(k : \alpha; \theta) = \begin{cases} \frac{k^{\alpha-1} (1 - k)^{\theta-1}}{B(\alpha; \theta)}, & 0 < k < 1; \quad \theta > 0, \alpha > 0; \\ 0 & \text{otherwise,} \end{cases} \quad (2)$$

where $B(\alpha; \theta)$ is the beta function.

* Dipartimento Metodi Quantitativi per le Scienze Economiche ed Aziendali - Università di Milano-Bicocca - via Bicocca degli Arcimboldi, 8 - 20126 MILANO
(e-mails: michele.zenga@unimib.it; ✉ leo.pasquazzi@unimib.it; marcella.poliscchio@unimib.it; mariangela.zenga@unimib.it).

The parameter μ of Poliscicchio's density (1) and of Zenga's density $f(x : \mu; \alpha; \theta)$ is equal to their expectations. Moreover, the density $f(x : \mu; \alpha; \theta)$ has positive asymmetry and Paretian right tail.

Zenga (2010) has obtained, in the case $\theta > 1$, the expression of the distribution function, the moments, the truncated moments, the mean deviation, the relative mean deviations and of Zenga's (2007a) point inequality $A(x)$ at $x = \mu$. Many graphs of $f(x : \mu; \alpha; \theta)$ for $\theta \geq 2$ are reported in Zenga (2010) too. According to this graphs it seems that the shapes of the new density function are broader than those of the more traditional models of income distributions like Dagum's distribution.

In this paper, using a new approach, we obtain for the general case $\theta > 0$ a different expression of: the density, the truncated and ordinary moments, the mean deviation, the relative mean deviations and Zenga's point inequality measure. Obviously, we have shown that the new expressions obtained in this paper for $\theta > 0$, are equivalent to those obtained previously for $\theta > 1$ by Zenga (2010).

The paper is enriched with many graphs of the density for $0.5 \leq \theta \leq 1.5$, of the Lorenz $L(p)$ curve and of Zenga's $I(p)$ curve, and of the hazard and survival functions. The paper is organized as follows. Section 2 deals with notation, definitions and some useful lemmas involving beta functions. Section 3 reports many graphs of the density function $f(x : \mu; \alpha; \theta)$ for $0.5 \leq \theta \leq 1.5$. In Section 4 and 5, by the use of the moments and of the distribution function of Poliscicchio's density $f(x : \mu; k)$, the moments and the distribution function of $f(x : \mu; \alpha; \theta)$ for the case $\theta > 0$ are derived. In Section 6, for $\theta > 0$, the distribution function, the ordinary and the truncated moments are obtained (directly) from the density $f(x : \mu; \alpha; \theta)$. Section 7 shows the following two equalities:

$$a) \int_0^1 xf(x : 1; \alpha; \theta)dx = \int_1^\infty f(x : 1; \alpha; \theta)dx;$$

$$b) \int_1^\infty xf(x : 1; \alpha; \theta)dx = \int_0^1 f(x : 1; \alpha; \theta)dx.$$

In Section 8, for $\theta > 0$, the mean deviation and the Zenga point inequality $A(\mu)$ are derived. In Section 9 it is shown that the new expressions obtained for $\theta > 0$ are equivalent to those previously obtained by Zenga (2010). Section 10 reports many graphs of the Lorenz $L(p)$ curve and of the Zenga $I(p)$ curve. Many graphs of the hazard and of the survival functions are reported in Section 11. Finally, Section 12 is devoted to the conclusions.

2. NOTATION, DEFINITONS AND RULES ON BETA FUNCTIONS

DEFINITION 1

The beta function is defined by the Eulerian integral of the first kind:

$$B(a, b) = \int_0^1 t^{a-1}(1-t)^{b-1} dt, \quad a > 0, b > 0. \quad (3)$$

DEFINITION 2

The gamma function is defined by the Eulerian integral of the second kind:

$$\Gamma(a) = \int_0^\infty t^{a-1} e^{-t} dt, \quad a > 0. \tag{4}$$

The relationship between the beta and gamma function is

$$B(a, b) = \frac{\Gamma(a)\Gamma(b)}{\Gamma(a + b)}, \quad a > 0, b > 0. \tag{5}$$

DEFINITION 3

The incomplete beta function is defined by

$$IB(z : a; b) = \int_0^z t^{a-1} (1 - t)^{b-1} dt, \quad 0 < z < 1; \quad a > 0. \tag{6}$$

If $b > 0$, the domain of $IB(z : a; b)$ can be extended to $0 < z \leq 1$.

DEFINITION 4

The normalized incomplete beta function is defined by

$$B(z : a; b) = \frac{IB(z : a; b)}{B(a; b)}, \quad 0 < z \leq 1; \quad a > 0, b > 0. \tag{7}$$

LEMMA 1

If $a > 0$ and $0 < z < 1$,

$$IB(z : a; b) = IB(z : a; b - 1) - IB(z : a + 1; b - 1). \tag{8}$$

PROOF:

$$\begin{aligned} \int_0^z t^{a-1} (1 - t)^{b-1} dt &= \int_0^z t^{a-1} (1 - t)^{b-1-1} (1 - t) dt \\ &= \int_0^z \left\{ t^{a-1} (1 - t)^{b-1-1} - t^{a+1-1} (1 - t)^{b-1-1} \right\} dt \\ &= IB(z : a; b - 1) - IB(z : a + 1; b - 1) \end{aligned}$$

If $b > 1$, the above equality is also valid for $z = 1$.

LEMMA 2

If $a > 0$ and $b > 0$, then

$$\int_0^z t^{a-1} (1 - t)^{b-2} dt = \sum_{i=1}^\infty \int_0^z t^{(a-1+i)-1} (1 - t)^{b-1} dt, \quad 0 < z < 1. \tag{9}$$

PROOF:

$$\begin{aligned}
 \int_0^z t^{a-1}(1-t)^{b-2} dt &= \int_0^z t^{a-1}(1-t)^{b-1}(1-t)^{-1} dt \\
 &= \int_0^z t^{a-1}(1-t)^{b-1}(1+t+t^2+t^3+\dots) dt \\
 &= \int_0^z \sum_{i=1}^{\infty} t^{(a-1+i)-1}(1-t)^{b-1} dt \\
 &= \sum_{i=1}^{\infty} \int_0^z t^{(a-1+i)-1}(1-t)^{b-1} dt.
 \end{aligned}$$

LEMMA 3

If $a > 0$, $b > 1$ and $0 < z \leq 1$, then

$$\sum_{i=1}^{\infty} IB(z : a - 1 + i; b) = IB(z : a; b - 1). \quad (10)$$

PROOF:

From Lemma 1 we have

$$\begin{aligned}
 &\sum_{i=1}^n IB(z : a - 1 + i; b) \\
 &= \sum_{i=1}^n IB(z : a - 1 + i; b - 1) - \sum_{i=1}^n IB(z : a + i; b - 1) \\
 &= \sum_{i=1}^n \int_0^z t^{a-1+i-1}(1-t)^{b-2} dt - \sum_{i=1}^n \int_0^z t^{a+i-1}(1-t)^{b-2} dt \\
 &= \int_0^z t^{a-1} \left(\sum_{i=1}^n t^{i-1} \right) (1-t)^{b-2} dt - \int_0^z t^a \left(\sum_{i=1}^n t^{i-1} \right) (1-t)^{b-2} dt \\
 &= \int_0^z t^{a-1} \left(\frac{1-t^n}{1-t} \right) (1-t)^{b-2} dt - \int_0^z t^a \left(\frac{1-t^n}{1-t} \right) (1-t)^{b-2} dt \\
 &= IB(z : a; b - 2) - IB(z : a + 1; b - 2) - \\
 &\quad - [IB(z : a + n; b - 2) - IB(z : a + n + 1; b - 2)]
 \end{aligned}$$

From Lemma 1 it now follows that this last expression is equal to

$$IB(z : a; b - 1) - IB(z : a + n; b - 1).$$

Since $\lim_{n \rightarrow \infty} IB(z : a + n; b - 1) = 0$ whenever $0 < z \leq 1$, it follows that

$$\lim_{n \rightarrow \infty} \sum_{i=1}^n IB(z : a - 1 + i; b) = IB(z : a; b - 1).$$

LEMMA 4

If $\alpha > 0$, $\theta > 0$, $i = 1, 2, \dots$, $r = 0, 1, 2, \dots$ and $0 < x \leq 1$, then

$$\begin{aligned} & \int_0^x \left\{ t^r t^{-1.5} \int_0^t k^{(\alpha-0.5+i)-1} (1-k)^{\theta-1} dk \right\} dt = \\ & = \frac{x^{r-0.5}}{r-0.5} IB(x : \alpha - 0.5 + i; \theta) + \\ & \quad - \frac{1}{r-0.5} IB(x : \alpha + r - 1 + i; \theta). \end{aligned} \tag{11}$$

PROOF:

The integral $\int_0^x \{ \dots \} dt$ can be written as follows

$$\int_0^x \left(\int_0^t k^{(\alpha-0.5+i)-1} (1-k)^{\theta-1} dk \right) d \left(\frac{t^{r-0.5}}{r-0.5} \right) \tag{12}$$

Using integration by parts we have

$$\begin{aligned} & \left| \left(\int_0^t k^{(\alpha-0.5+i)-1} (1-k)^{\theta-1} dk \right) \frac{t^{r-0.5}}{r-0.5} \right|_0^x + \\ & - \int_0^x \frac{t^{r-0.5}}{r-0.5} t^{\alpha-0.5+i-1} (1-t)^{\theta-1} dt = \\ & \frac{x^{r-0.5}}{r-0.5} \int_0^x k^{(\alpha-0.5+i)-1} (1-k)^{\theta-1} dk + \\ & - \lim_{t \rightarrow 0} \frac{t^{r-0.5}}{r-0.5} \int_0^t k^{(\alpha-0.5+i)-1} (1-k)^{\theta-1} dk + \\ & - \frac{1}{r-0.5} \int_0^x t^{\alpha+r-1+i-1} (1-t)^{\theta-1} dt \end{aligned}$$

Since

$$\lim_{t \rightarrow 0} \frac{t^{r-0.5}}{r-0.5} \int_0^t k^{(\alpha-0.5+i)-1} (1-k)^{\theta-1} dk = 0,$$

the conclusion follows.

LEMMA 5

If $\alpha > 0$, $\theta > 0$, $i = 1, 2, 3, \dots$, $r = 0, 1, 2, \dots$, $1 \leq x$ and $\alpha + 1 > r$, then

$$\begin{aligned} & \int_x^\infty \left\{ t^r t^{-1.5} \int_0^{\frac{1}{t}} k^{(\alpha-0.5+i)-1} (1-k)^{\theta-1} dk \right\} dt = \\ & \frac{1}{r-0.5} IB \left(\frac{1}{x} : \alpha - r + i; \theta \right) + \\ & - \frac{x^{r-0.5}}{r-0.5} IB \left(\frac{1}{x} : \alpha - 0.5 + i; \theta \right). \end{aligned} \tag{13}$$

PROOF:

$$\begin{aligned}
\int_x^\infty \{\dots\} dt &= \int_x^\infty \left(\int_0^{\frac{1}{t}} k^{(\alpha-0.5+i)-1} (1-k)^{\theta-1} dk \right) d\left(\frac{t^{r-0.5}}{r-0.5}\right) \\
&= \left| \left(\frac{t^{r-0.5}}{r-0.5}\right) \left(\int_0^{\frac{1}{t}} k^{(\alpha-0.5+i)-1} (1-k)^{\theta-1} dk \right) \right|_x^\infty + \\
&\quad - \int_x^\infty \frac{t^{r-0.5}}{r-0.5} \left(\frac{1}{t}\right)^{\alpha-0.5+i-1} \left(1-\frac{1}{t}\right)^{\theta-1} (-1) \left(\frac{1}{t}\right)^2 dt \\
&= \frac{1}{r-0.5} \left\{ \lim_{t \rightarrow \infty} t^{r-0.5} \int_0^{\frac{1}{t}} k^{(\alpha-0.5+i)-1} (1-k)^{\theta-1} dk + \right. \\
&\quad \left. - x^{r-0.5} \int_0^{\frac{1}{x}} k^{\alpha-0.5+i-1} (1-k)^{\theta-1} dk + \right. \\
&\quad \left. + \int_x^\infty \left(\frac{1}{t}\right)^{\alpha-r+i+1} \left(1-\frac{1}{t}\right)^{\theta-1} dt \right\}.
\end{aligned}$$

With the substitution $y = \frac{1}{t}$ we have

$$\begin{aligned}
\int_x^\infty \left(\frac{1}{t}\right)^{\alpha-r+i+1} \left(1-\frac{1}{t}\right)^{\theta-1} dt &= \int_{\frac{1}{x}}^0 y^{\alpha-r+i+1} (1-y)^{\theta-1} (-1) y^{-2} dy \\
&= \int_0^{\frac{1}{x}} y^{\alpha-r+i-1} (1-y)^{\theta-1} dy \\
&= IB\left(\frac{1}{x} : \alpha - r + i; \theta\right)
\end{aligned} \tag{14}$$

Moreover,

$$\lim_{t \rightarrow \infty} t^{r-0.5} \int_0^{\frac{1}{t}} k^{(\alpha-0.5+i)-1} (1-k)^{\theta-1} dk = 0.$$

3. GRAPHS OF $f(x : \mu; \alpha; \theta)$ FOR $0.5 \leq \theta \leq 1.5$

Zenga (2010) has shown that for $\theta > 0$ the density $f(x : \mu; \alpha; \theta)$ is given by

$$f(x : \mu; \alpha; \theta) = \begin{cases} \frac{1}{2\mu B(\alpha; \theta)} \left(\frac{x}{\mu}\right)^{-1.5} \int_0^{\frac{x}{\mu}} k^{\alpha+0.5-1} (1-k)^{\theta-2} dk, & 0 < x < \mu \\ \frac{1}{2\mu B(\alpha; \theta)} \left(\frac{\mu}{x}\right)^{1.5} \int_0^{\frac{\mu}{x}} k^{\alpha+0.5-1} (1-k)^{\theta-2} dk, & \mu < x. \end{cases} \tag{15}$$

Note that:

$$\lim_{x \rightarrow \mu} f(x : \mu; \alpha; \theta) = \begin{cases} \frac{B(\alpha + 0.5; \theta - 1)}{2\mu B(\alpha; \theta)}, & \text{if } \theta > 1 \\ \infty, & \text{if } 0 < \theta \leq 1; \end{cases} \quad (16)$$

$$\lim_{x \rightarrow 0} f(x : \mu; \alpha; \theta) = \begin{cases} 0, & \text{for } \alpha > 1 \\ \frac{1}{3} \frac{\theta}{\mu}, & \text{for } \alpha = 1 \\ \infty, & \text{for } 0 < \alpha < 1. \end{cases} \quad (17)$$

For $\theta > 1$ the density (15) can be written as follows (Zenga, 2010)

$$f(x : \mu; \alpha; \theta) = \begin{cases} \frac{B(\alpha + 0.5; \theta - 1)}{2\mu B(\alpha; \theta)} \left(\frac{x}{\mu}\right)^{-1.5} B\left(\frac{x}{\mu} : \alpha + 0.5; \theta - 1\right), & 0 < x \leq \mu \\ \frac{B(\alpha + 0.5; \theta - 1)}{2\mu B(\alpha; \theta)} \left(\frac{\mu}{x}\right)^{1.5} B\left(\frac{\mu}{x} : \alpha + 0.5; \theta - 1\right), & \mu < x. \end{cases} \quad (18)$$

Using Lemma 2 the density (15) can be obtained by

$$f(x : \mu; \alpha; \theta) = \quad (19)$$

$$= \begin{cases} \frac{1}{2\mu B(\alpha; \theta)} \sum_{i=1}^{\infty} \left(\frac{x}{\mu}\right)^{-1.5} \int_0^{\frac{x}{\mu}} k^{(\alpha-0.5+i)-1} (1-k)^{\theta-1} dk, & 0 < x < \mu \\ \frac{1}{2\mu B(\alpha; \theta)} \sum_{i=1}^{\infty} \left(\frac{\mu}{x}\right)^{1.5} \int_0^{\frac{\mu}{x}} k^{(\alpha-0.5+i)-1} (1-k)^{\theta-1} dk, & \mu < x. \end{cases} \quad (20)$$

$$= \begin{cases} \frac{1}{2\mu} \sum_{i=1}^{\infty} \frac{B(\alpha - 0.5 + i; \theta)}{B(\alpha; \theta)} \left(\frac{x}{\mu}\right)^{-1.5} B\left(\frac{x}{\mu} : \alpha - 0.5 + i; \theta\right), & 0 < x < \mu \\ \frac{1}{2\mu} \sum_{i=1}^{\infty} \frac{B(\alpha - 0.5 + i; \theta)}{B(\alpha; \theta)} \left(\frac{\mu}{x}\right)^{1.5} B\left(\frac{\mu}{x} : \alpha - 0.5 + i; \theta\right), & \mu < x. \end{cases} \quad (21)$$

In Zenga (2010) are reported many graphs of $f(x : 2; \alpha; \theta)$ for $\theta \geq 2$ and for $\alpha \geq 0.5$. Figures 1, 2, 3, 4 and 5 report graphs of $f(x : 2; \alpha; \theta)$ for some $0.5 \leq \theta \leq 3.5$ and for some $0.5 \leq \alpha \leq 3.5$. The graphs of the new density reported in this work ($\theta = 0.5; 1.0; 1.5; 2.5; 3.5$) have a behavior quite different from those reported (for $\theta \geq 2$) in Zenga (2010).

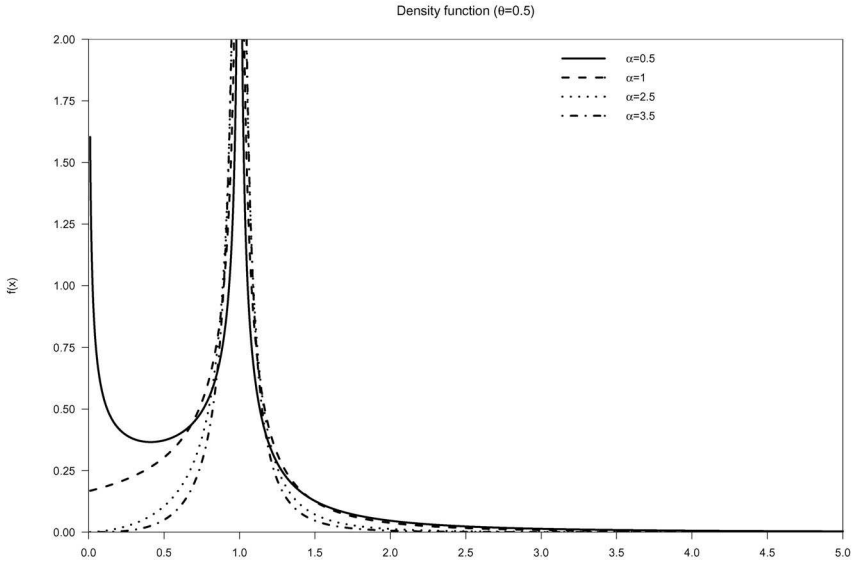


FIGURE 1. - Graphs of $f(x : 2; \alpha; \theta)$ for $\theta = 0.5$ and $\alpha = 0.5; 1; 3.5$

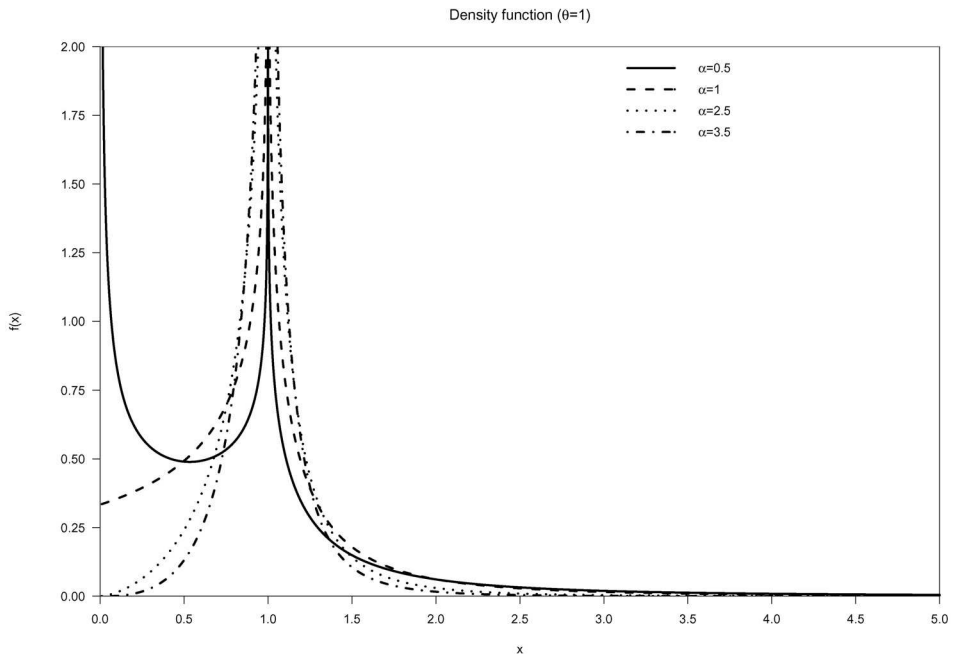


FIGURE 2. - Graphs of $f(x : 2; \alpha; \theta)$ for $\theta = 1$ and $\alpha = 0.5; 1; 3.5$

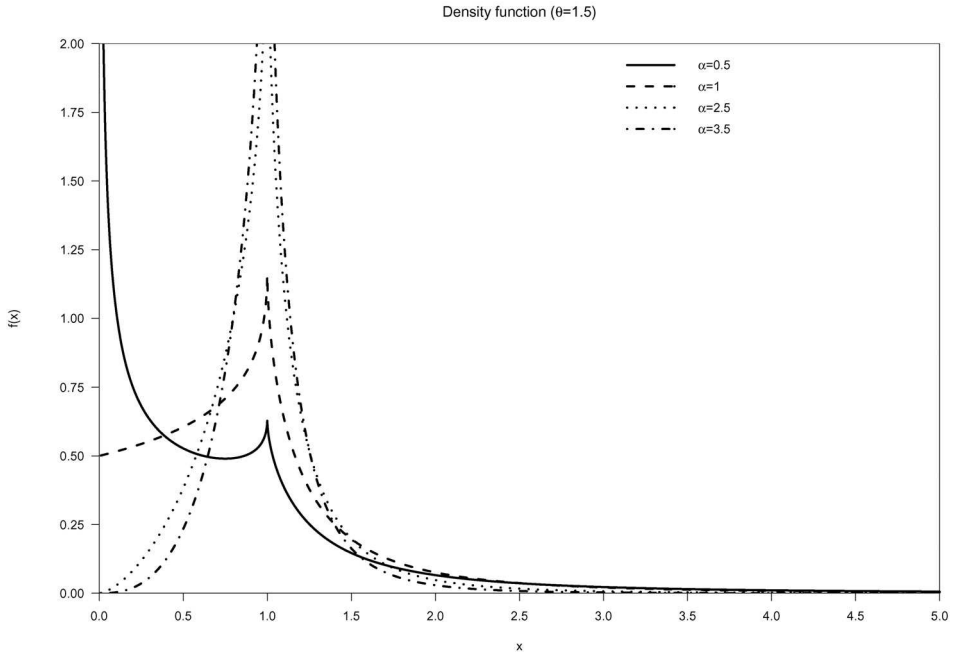


FIGURE 3. - Graphs of $f(x : 2; \alpha; \theta)$ for $\theta = 1.5$ and $\alpha = 0.5; 1; 3.5$

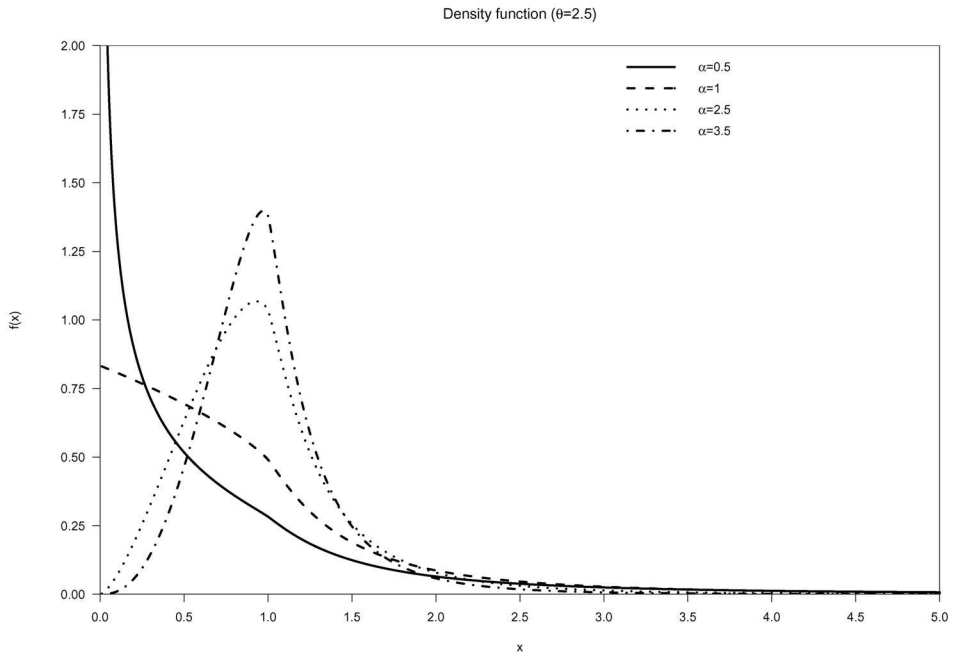


FIGURE 4. - Graphs of $f(x : 2; \alpha; \theta)$ for $\theta = 2.5$ and $\alpha = 0.5; 1; 3.5$

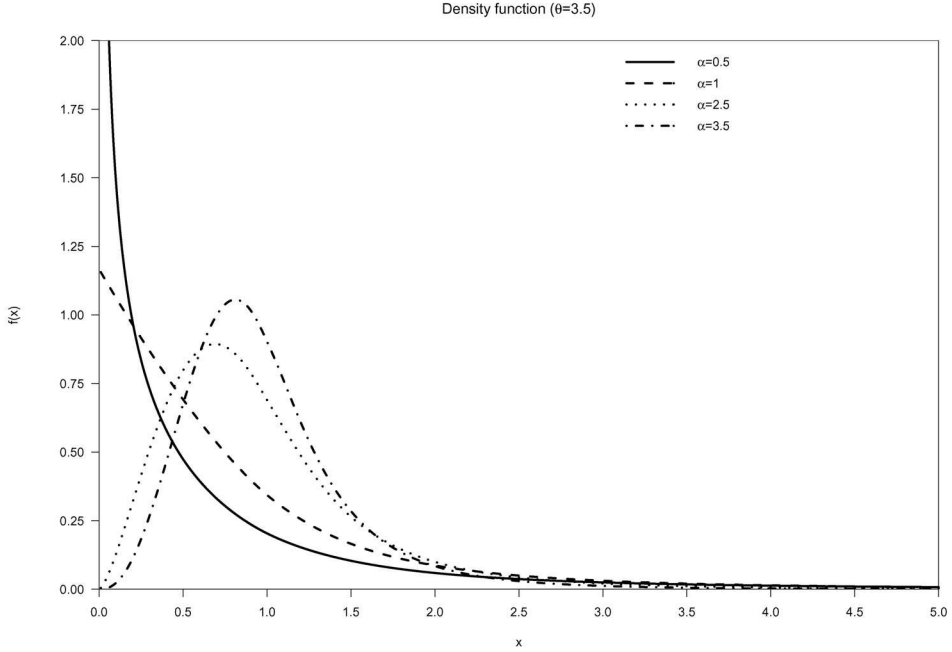


FIGURE 5. - Graphs of $f(x : 2; \alpha; \theta)$ for $\theta = 3.5$ and $\alpha = 0.5; 1; 3.5$

4. MOMENTS OF ZENGA'S DISTRIBUTION: GENERAL CASE

Zenga (2010) has shown that the r -th moment ($r \in \mathbb{N}$) about zero of the new three parameter density $f(x : \mu; \alpha; \theta)$ is

$$E(X^r) = \frac{\mu^r}{2r - 1} \frac{B(\alpha - r + 1; \theta - 1) - B(\alpha + r; \theta - 1)}{B(\alpha; \theta)}, \quad \alpha + 1 > r, \theta > 1. \quad (22)$$

In this section the moments $E(X^r)$ valid for $\theta > 0$ have been obtained using a new approach. Poliscchio (2008) has shown that the r -th moment ($r \in \mathbb{N}$) about zero of the density $f(x : \mu; k)$ is given by

$$\mu'_r = \frac{\mu^r k^{1-r}}{2r - 1} \cdot \frac{1 - k^{2r-1}}{1 - k}, \quad 0 < k < 1, \mu > 0. \quad (23)$$

The relation

$$1 + k + k^2 + \dots + k^n = \frac{1 - k^{n+1}}{1 - k}, \quad (24)$$

is an identity in k ($k \neq 1$) for every $n \in N$. Using (23), the moments of Poliscchio's density $f(x : \mu; k)$ are

$$\begin{aligned} \mu'_r &= \frac{\mu^r k^{1-r}}{2r-1} (1 + k + k^2 + \dots + k^{2r-2}) \\ &= \frac{\mu^r}{2r-1} (k^{1-r} + k^{2-r} + \dots + k^{r-2} + k^{r-1}) \\ &= \frac{\mu^r}{2r-1} \sum_{i=1}^{2r-1} k^{i-r} \end{aligned} \tag{25}$$

The density $f(x : \mu; \alpha; \theta)$ is a mixture of $f(x : \mu; k)$ with beta weights $g(k : \alpha; \theta)$; consequently the moment $E(X^r)$ of $f(x : \mu; \alpha; \theta)$ can be obtained by

$$\begin{aligned} E(X^r) &= \int_0^1 \left(\frac{\mu^r}{2r-1} \sum_{i=1}^{2r-1} k^{i-r} \right) \frac{k^{\alpha-1} (1-k)^{\theta-1}}{B(\alpha; \theta)} dk \\ &= \frac{\mu^r}{(2r-1)B(\alpha; \theta)} \int_0^1 \left(\sum_{i=1}^{2r-1} k^{(\alpha-r+i)-1} (1-k)^{\theta-1} \right) dk. \end{aligned}$$

For $(\alpha + 1) > r$ the integrals

$$\int_0^1 k^{(\alpha-r+i)-1} (1-k)^{\theta-1} dk, \quad i = 1, 2, \dots, 2r-1$$

are finite. Consequently, for $(\alpha + 1) > r$ and $\theta > 0$, we have

$$E(X^r) = \frac{\mu^r}{(2r-1)B(\alpha; \theta)} \sum_{i=1}^{2r-1} B(\alpha - r + i; \theta). \tag{26}$$

In particular,

$$E(X) = \mu.$$

Note that the expectation of the new three parameter random variable is equal to the parameter μ . For $\alpha > 1$ and $\theta > 0$, formula (26) gives

$$\begin{aligned} E(X^2) &= \frac{\mu^2}{3} \left\{ \frac{B(\alpha-1; \theta)}{B(\alpha; \theta)} + \frac{B(\alpha; \theta)}{B(\alpha; \theta)} + \frac{B(\alpha+1; \theta)}{B(\alpha; \theta)} \right\} \\ &= \frac{\mu^2}{3} \left\{ \frac{\alpha + \theta - 1}{\alpha - 1} + 1 + \frac{\alpha}{\alpha + \theta} \right\} \\ &= \frac{\mu^2}{3} \left\{ \frac{\theta}{\alpha - 1} + \frac{\alpha}{\alpha + \theta} + 2 \right\} \end{aligned} \tag{27}$$

Consequently,

$$\begin{aligned} \text{Var}(X) &= \frac{\mu^2}{3} \left[\frac{\theta}{\alpha - 1} + \frac{\alpha}{\alpha + \theta} + 2 \right] - \mu^2 \frac{3}{3} \frac{(\alpha - 1)(\alpha + \theta)}{(\alpha - 1)(\alpha + \theta)} \\ &= \frac{\mu^2}{3} \frac{\theta(\theta + 1)}{(\alpha - 1)(\alpha + \theta)}. \end{aligned} \quad (28)$$

Formula (28) coincides with the expression of $\text{Var}(X)$ obtained for $\theta > 1$ by Zenga (2010). For $\alpha > 2$ and $\theta > 0$, formula (26) gives

$$\begin{aligned} E(X^3) &= \frac{\mu^3}{5} \frac{1}{B(\alpha; \theta)} \{B(\alpha - 2; \theta) + B(\alpha - 1; \theta) + B(\alpha; \theta) \\ &\quad + B(\alpha + 1; \theta) + B(\alpha + 2; \theta)\} \\ &= \frac{\mu^3}{5} \left\{ \frac{(\alpha + \theta - 2)(\alpha + \theta - 1)}{(\alpha - 2)(\alpha - 1)} + \frac{\alpha + \theta - 1}{\alpha - 1} + 1 \right. \\ &\quad \left. + \frac{\alpha}{\alpha + \theta} + \frac{(\alpha + 1)\alpha}{(\alpha + \theta + 1)(\alpha + \theta)} \right\} \end{aligned} \quad (29)$$

If $\theta = 1$ and $(\alpha + 1) > r$, formula (26) gives

$$E(X^r) = \frac{\mu^r}{2r - 1} \sum_{i=1}^{2r-1} \frac{\alpha}{\alpha - r + i}$$

5. DISTRIBUTION FUNCTION OF $f(x : \mu; \alpha; \theta)$ VIA DISTRIBUTION OF POLISICCHIO'S RANDOM VARIABLE

Zenga (2010) has shown that – in the case $\theta > 1$ – the distribution function of the density $f(x : \mu; \alpha; \theta)$ for $0 < x \leq \mu$ is

$$F(x : \mu; \alpha; \theta) = \frac{1}{B(\alpha; \theta)} \left\{ IB\left(\frac{x}{\mu}; \alpha; \theta - 1\right) - \left(\frac{\mu}{x}\right)^{0.5} IB\left(\frac{x}{\mu}; \alpha + 0.5; \theta - 1\right) \right\} \quad (30)$$

In this section we give the distribution function for $\theta > 0$ and for all $0 < x$. Poliscchio (2008) has shown that the distribution function of the density $f(x : \mu; k)$ is

$$P(X \leq x) = \frac{1}{1 - k} \left(1 - \left(\frac{x}{\mu}\right)^{-0.5} k^{0.5} \right), \quad \mu k \leq x \leq \frac{\mu}{k}. \quad (31)$$

It will be useful to use formula (31) for $k\mu \leq x \leq \mu$, while for $\mu \leq x \leq \frac{\mu}{k}$ we will use the equivalent expression

$$\begin{aligned}
 [1 - P(X \leq x)] &= 1 - \left\{ \frac{1}{1-k} \left[1 - \left(\frac{\mu}{x} \right)^{0.5} k^{0.5} \right] \right\} \\
 &= 1 - \left\{ \frac{1}{1-k} - \left(\frac{\mu}{x} \right)^{0.5} \frac{k^{0.5}}{1-k} \right\} \\
 &= \frac{-k}{1-k} + \left(\frac{\mu}{x} \right)^{0.5} \frac{k^{0.5}}{1-k}.
 \end{aligned} \tag{32}$$

Utilizing the relation $\frac{1}{1-k} = \sum_{i=1}^{\infty} k^{i-1}$ we have

$$\begin{aligned}
 P(X \leq x) &= \sum_{i=1}^{\infty} k^{i-1} - \left(\frac{x}{\mu} \right)^{-0.5} k^{0.5} \sum_{i=1}^{\infty} k^{i-1} \\
 &= \sum_{i=1}^{\infty} k^{i-1} - \left(\frac{x}{\mu} \right)^{-0.5} \sum_{i=1}^{\infty} k^{i-0.5}, \quad \mu k \leq x \leq \mu
 \end{aligned} \tag{33}$$

$$[1 - P(X \leq x)] = \left(\frac{\mu}{x} \right)^{0.5} \sum_{i=1}^{\infty} k^{i-0.5} - \sum_{i=1}^{\infty} k^i, \quad \mu \leq x < \frac{\mu}{k} \tag{34}$$

If we want to utilize (33) and (34) to obtain the mathematical expression of the cumulative probability of the random variable with density $f(x : \mu; \alpha; \theta)$, we have to remember that (see Zenga, 2010)

- a) if $0 < x \leq \mu$, then $0 < k \leq \frac{x}{\mu}$;
- b) if $\mu \leq x$, then $0 < k \leq \frac{\mu}{x}$.

From (33) and a) we have, for $0 < x \leq \mu$ and $\theta > 0$,

$$\begin{aligned}
 F(x : \mu; \alpha; \theta) &= \int_0^{\frac{x}{\mu}} \left\{ \sum_{i=1}^{\infty} k^{i-1} - \left(\frac{x}{\mu} \right)^{-0.5} \sum_{i=1}^{\infty} k^{i-0.5} \right\} \cdot \frac{k^{\alpha-1} (1-k)^{\theta-1}}{B(\alpha; \theta)} dk \\
 &= \frac{1}{B(\alpha; \theta)} \int_0^{\frac{x}{\mu}} \left\{ \sum_{i=1}^{\infty} k^{\alpha+i-1-1} (1-k)^{\theta-1} - \right. \\
 &\quad \left. \left(\frac{x}{\mu} \right)^{-0.5} \sum_{i=1}^{\infty} k^{\alpha+i-0.5-1} (1-k)^{\theta-1} \right\} dk \\
 &= \frac{1}{B(\alpha; \theta)} \left\{ \sum_{i=1}^{\infty} IB\left(\frac{x}{\mu}; \alpha + i - 1; \theta\right) \right. \\
 &\quad \left. - \left(\frac{x}{\mu} \right)^{-0.5} \sum_{i=1}^{\infty} IB\left(\frac{x}{\mu}; \alpha + i - 0.5; \theta\right) \right\}
 \end{aligned} \tag{35}$$

From (34) and b) we obtain for $\mu \leq x$ and $\theta > 0$,

$$\begin{aligned}
 [1 - F(x : \mu; \alpha; \theta)] &= \int_0^{\frac{\mu}{x}} \left\{ \sum_{i=1}^{\infty} \left(\frac{\mu}{x}\right)^{0.5} k^{i-0.5} - \sum_{i=1}^{\infty} k^i \right\} \frac{k^{\alpha-1} (1-k)^{\theta-1}}{B(\alpha; \theta)} dk \\
 &= \frac{1}{B(\alpha; \theta)} \int_0^{\frac{\mu}{x}} \left\{ \sum_{i=1}^{\infty} \left(\frac{\mu}{x}\right)^{0.5} k^{\alpha+i-0.5-1} (1-k)^{\theta-1} - \right. \\
 &\quad \left. \sum_{i=1}^{\infty} k^{\alpha+i-1} (1-k)^{\theta-1} \right\} dk \\
 &= \frac{1}{B(\alpha; \theta)} \left\{ \sum_{i=1}^{\infty} \left(\frac{\mu}{x}\right)^{0.5} \int_0^{\frac{\mu}{x}} k^{\alpha+i-0.5-1} (1-k)^{\theta-1} dk - \right. \quad (36) \\
 &\quad \left. \sum_{i=1}^{\infty} \int_0^{\frac{\mu}{x}} k^{\alpha+i-1} (1-k)^{\theta-1} dk \right\} \\
 &= \frac{1}{B(\alpha; \theta)} \left\{ \left(\frac{\mu}{x}\right)^{0.5} \sum_{i=1}^{\infty} IB\left(\frac{\mu}{x} : \alpha + i - 0.5; \theta\right) - \right. \\
 &\quad \left. \sum_{i=1}^{\infty} IB\left(\frac{\mu}{x} : \alpha + i; \theta\right) \right\}
 \end{aligned}$$

6. DISTRIBUTION FUNCTION, MOMENTS AND TRUNCATED MOMENTS OBTAINED (DIRECTLY) FROM THE DENSITY $f(x : \mu; \alpha; \theta)$: GENERAL CASE $\theta > 0$

It is now useful to report the following

LEMMA 6

Let X be a random variable with density $f_X(x : 1; \alpha; \theta)$, where $f_X(x : 1; \alpha; \theta)$ is the density (15) for $\mu = 1$. Let $Y = \mu \cdot X$, $\mu > 0$. Then, Y has density $f_Y(y : \mu; \alpha; \theta)$, where $f_Y(y : \mu; \alpha; \theta)$ is the density (15).

For the proof see Zenga (2010).

From Lemma (6) and for simplicity's sake it is useful to put $\mu = 1$. In this case the density given by (20) is

$$f(x : 1; \alpha; \theta) = \begin{cases} \frac{1}{2B(\alpha; \theta)} \sum_{i=1}^{\infty} x^{-1.5} \int_0^x k^{(\alpha-0.5+i)-1} (1-k)^{\theta-1} dk, & 0 < x < 1 \\ \frac{1}{2B(\alpha; \theta)} \sum_{i=1}^{\infty} x^{-1.5} \int_0^{\frac{1}{x}} k^{(\alpha-0.5+i)-1} (1-k)^{\theta-1} dk, & 1 < x. \end{cases} \quad (37)$$

From (37) we obtain (for $0 < x \leq 1$)

$$\begin{aligned}
 F(x : 1; \alpha; \theta) &= \int_0^x \left\{ \frac{1}{2B(\alpha; \theta)} \sum_{i=1}^{\infty} t^{-1.5} \int_0^t k^{(\alpha-0.5+i)-1} (1-k)^{\theta-1} dk \right\} dt \\
 &= \frac{1}{2B(\alpha; \theta)} \sum_{i=1}^{\infty} \int_0^x \left\{ t^{-1.5} \int_0^t k^{\alpha-0.5+i-1} (1-k)^{\theta-1} dk \right\} dt
 \end{aligned} \tag{38}$$

Using Lemma 4 (for $r = 0$) we get

$$\begin{aligned}
 F(x : 1; \alpha; \theta) &= \frac{1}{2B(\alpha; \theta)} \sum_{i=1}^{\infty} \left[\frac{x^{-0.5}}{-0.5} IB(x : \alpha - 0.5 + i; \theta) - \right. \\
 &\quad \left. \frac{1}{-0.5} IB(x : \alpha - 1 + i; \theta) \right] \\
 &= \frac{1}{B(\alpha; \theta)} \sum_{i=1}^{\infty} [IB(x : \alpha - 1 + i; \theta) - x^{-0.5} IB(x : \alpha - 0.5 + i; \theta)].
 \end{aligned} \tag{39}$$

From (37) we obtain (for $1 \leq x$)

$$\begin{aligned}
 [1 - F(x : 1; \alpha; \theta)] &= \int_x^{\infty} \left\{ \frac{1}{2B(\alpha; \theta)} \sum_{i=1}^{\infty} t^{-1.5} \int_0^{\frac{1}{t}} k^{(\alpha-0.5+i)-1} (1-k)^{\theta-1} dk \right\} dt \\
 &= \frac{1}{2B(\alpha; \theta)} \sum_{i=1}^{\infty} \int_x^{\infty} \left\{ t^{-1.5} \int_0^{\frac{1}{t}} k^{(\alpha-0.5+i)-1} (1-k)^{\theta-1} dk \right\} dt
 \end{aligned} \tag{40}$$

Using Lemma 5 (for $r = 0$) we get

$$\begin{aligned}
 [1 - F(x : 1; \alpha; \theta)] &= \frac{1}{B(\alpha; \theta)} \sum_{i=1}^{\infty} \left[x^{-0.5} IB\left(\frac{1}{x} : \alpha - 0.5 + i; \theta\right) - \right. \\
 &\quad \left. IB\left(\frac{1}{x} : \alpha + i; \theta\right) \right]
 \end{aligned} \tag{41}$$

If $\mu \neq 1$, from Lemma 6 derives that the distribution function for $0 < x \leq \mu$ is given by

$$\begin{aligned}
 F(x : \mu; \alpha; \theta) &= \frac{1}{B(\alpha; \theta)} \sum_{i=1}^{\infty} \left[IB\left(\frac{x}{\mu} : \alpha - 1 + i; \theta\right) - \right. \\
 &\quad \left. \left(\frac{x}{\mu}\right)^{-0.5} IB\left(\frac{x}{\mu} : \alpha - 0.5 + i; \theta\right) \right];
 \end{aligned} \tag{42}$$

while for $\mu \leq x$ is

$$[1 - F(x : \mu; \alpha; \theta)] = \frac{1}{B(\alpha; \theta)} \sum_{i=1}^{\infty} \left[\left(\frac{\mu}{x} \right)^{0.5} IB\left(\frac{\mu}{x} : \alpha - 0.5 + i; \theta \right) - IB\left(\frac{\mu}{x} : \alpha + i; \theta \right) \right]; \quad (43)$$

Note that the expressions of the distribution function obtained in this section are equal to those obtained in another way in Section 5.

6.1 Moments and truncated moments at $x = \mu$

We have shown in Section 4 that for $(\alpha + 1) > r$ and $\theta > 0$, the r -th moment about zero of the density $f(x : \mu; \alpha; \theta)$ is

$$E(X^r) = \frac{\mu^r}{(2r-1)B(\alpha; \theta)} \sum_{i=1}^{2r-1} B(\alpha - r + i; \theta).$$

It is possible to obtain the moments using directly the density $f(x : \mu; \alpha; \theta)$. For simplicity's sake we consider $\mu = 1$. Thus

$$E(X^r) = \int_0^1 \left\{ \frac{t^r t^{-1.5}}{2B(\alpha; \theta)} \sum_{i=1}^{\infty} \int_0^t k^{\alpha-0.5+i-1} (1-k)^{\theta-1} dk \right\} dt + \int_1^{\infty} \left\{ \frac{t^r t^{-1.5}}{2B(\alpha; \theta)} \sum_{i=1}^{\infty} \int_0^{\frac{1}{t}} k^{\alpha-0.5+i-1} (1-k)^{\theta-1} dk \right\} dt \quad (44)$$

Using Lemma 4 and Lemma 5 we obtain

$$E(X^r) = \frac{1}{2B(\alpha; \theta)} \cdot \frac{1}{r-0.5} \sum_{i=1}^{\infty} [B(\alpha - 0.5 + i; \theta) - B(\alpha + r - 1 + i; \theta)] \quad (45)$$

$$+ \frac{1}{2B(\alpha; \theta)} \cdot \frac{1}{r-0.5} \sum_{i=1}^{\infty} [B(\alpha - r + i; \theta) - B(\alpha - 0.5 + i; \theta)] \quad (46)$$

It follows that

$$\begin{aligned} E(X^r) &= \frac{1}{2B(\alpha; \theta)} \cdot \frac{1}{r-0.5} \sum_{i=1}^{\infty} [B(\alpha - r + i; \theta) - B(\alpha + r - 1 + i; \theta)] \\ &= \frac{1}{2B(\alpha; \theta)} \cdot \frac{1}{r-0.5} \sum_{i=1}^{2r-1} B(\alpha - r + i; \theta) \end{aligned}$$

For $\mu \neq 1$, the r -th moment is

$$E(X^r) = \frac{\mu^r}{2B(\alpha; \theta)} \cdot \frac{1}{r - 0.5} \sum_{i=1}^{2r-1} B(\alpha - r + i; \theta) \tag{47}$$

Formula (47) is equal – obviously – to formula (26) obtained in another way. Nevertheless, the new approach is more informative because it splits the r -th moment in two terms as follows:

$$E(X^r) = E(X^r|X \leq \mu) \cdot F(\mu : \mu; \alpha; \theta) + E(X^r|X > \mu) \cdot [1 - F(\mu : \mu; \alpha; \theta)],$$

where

$$E(X^r|X \leq \mu) = \frac{\mu^r \int_0^1 x^r f(x : 1; \alpha; \theta) dx}{F(1 : 1; \alpha; \theta)} \tag{48}$$

and

$$E(X^r|X > \mu) = \frac{\mu^r \int_1^\infty x^r f(x : 1; \alpha; \theta) dx}{1 - F(1 : 1; \alpha; \theta)}, \tag{49}$$

Obviously, $\int_0^1 x^r f(x : 1; \alpha; \theta) dx$ is given by (52), while $\int_1^\infty x^r f(x : 1; \alpha; \theta) dx$ is given by (53).

7. UNEXPECTED EQUALITIES

THEOREM 1

For the r.v. with density $f(x : 1; \alpha; \theta)$ the following relations are correct:

- a) $\int_0^1 x^1 f(x : 1; \alpha; \theta) dx = \int_1^\infty f(x : 1; \alpha; \theta) dx;$
- b) $\int_1^\infty x^1 f(x : 1; \alpha; \theta) dx = \int_0^1 f(x : 1; \alpha; \theta) dx.$

PROOF:

For $r = 1$ the formula in (45) gives

$$\int_0^1 x^1 f(x : 1; \alpha; \theta) dx = \frac{1}{B(\alpha; \theta)} \sum_{i=1}^\infty [B(\alpha - 0.5 + i; \theta) - B(\alpha + i; \theta)].$$

For $x = 1$ formula (41) gives

$$\int_1^\infty f(x : 1; \alpha; \theta) dx = \frac{1}{B(\alpha; \theta)} \sum_{i=1}^\infty [B(\alpha - 0.5 + i; \theta) - B(\alpha + i; \theta)].$$

Now, formula (46) gives

$$\int_1^\infty x^1 f(x : 1; \alpha; \theta) dx = \frac{1}{B(\alpha; \theta)} \sum_{i=1}^\infty [B(\alpha - 1 + i; \theta) - B(\alpha - 0.5 + i; \theta)],$$

and for $x = 1$ formula (39) gives

$$\int_0^1 f(x : 1; \alpha; \theta) = \frac{1}{B(\alpha; \theta)} \sum_{i=1}^{\infty} [B(\alpha - 1 + i; \theta) - B(\alpha - 0.5 + i; \theta)].$$

8. MEAN DEVIATION, RELATIVE MEAN DEVIATION
OF G. PIETRA AND ZENGA'S POINT INEQUALITY $A(\mu)$

The mean deviation of a non negative continuous r.v. X with expectation μ and density $f(x)$ is given by

$$E(|X - \mu|) = \mu F(\mu) - \int_0^{\mu} xf(x)dx + \int_{\mu}^{\infty} xf(x)dx - \mu(1 - F(\mu))$$

For the non negative r.v. at hand it is evident from Section 7 that

$$\text{a) } \int_0^{\mu} xf(x : \mu; \alpha; \theta)dx = \mu \int_0^1 xf(x : 1; \alpha; \theta)dx = \mu[1 - F(1 : 1; \alpha; \theta)]$$

$$\text{b) } \int_{\mu}^{\infty} xf(x : \mu; \alpha; \theta)dx = \mu \int_1^{\infty} xf(x : 1; \alpha; \theta)dx = \mu F(1 : 1; \alpha; \theta)$$

Consequently,

$$\begin{aligned} E(|X - \mu|) &= \mu F(1 : 1; \alpha; \theta) - \mu[1 - F(1 : 1; \alpha; \theta)] + \mu F(1 : 1; \alpha; \theta) + \\ &\quad - \mu[1 - F(1 : 1; \alpha; \theta)] \\ &= 2\mu[2F(1 : 1; \alpha; \theta) - 1] \end{aligned}$$

The relative mean deviation P of Pietra (1915) for the r.v. with density $f(x : \mu; \alpha; \theta)$ is

$$P = \frac{E(|X - \mu|)}{2\mu} = 2F(1 : 1; \alpha; \theta) - 1.$$

Zenga's point inequality (Zenga, 2007a) at $x = \mu$ is

$$A(\mu) = 1 - \frac{E(X|X \leq \mu)}{E(X|X > \mu)}.$$

Consequently, for the r.v. with density $f(x : \mu; \alpha; \theta)$ we have, from Section 8, that

$$A(\mu) = 1 - \frac{\frac{\mu[1 - F(1 : 1; \alpha; \theta)]}{F(1 : 1; \alpha; \theta)}}{\frac{\mu F(1 : 1; \alpha; \theta)}{[1 - F(1 : 1; \alpha; \theta)]}} = 1 - \left\{ \frac{1 - F(1 : 1; \alpha; \theta)}{F(1 : 1; \alpha; \theta)} \right\}^2.$$

9. EQUIVALENCE AMONG THE EXPRESSIONS OBTAINED FOR THE GENERAL CASE ($\theta > 0$) AND THOSE PREVIOUSLY OBTAINED (FOR $\theta > 1$)

THEOREM 2

If $\theta > 1$ and $(\alpha + 1) > r$, then

$$\sum_{i=1}^{2r-1} B(\alpha - r + i; \theta) = B(\alpha - r + 1; \theta - 1) - B(\alpha + r; \theta - 1)$$

PROOF:

By hypothesis $(\alpha + i - r) > 0$ for $i = 1, 2, \dots, 2r - 1$. Thus from Lemma 1

$$\begin{aligned} \sum_{i=1}^{2r-1} B(\alpha - r + i; \theta) &= \sum_{i=1}^{2r-1} \{B(\alpha - r + i; \theta - 1) - B(\alpha - r + i + 1; \theta - 1)\} \\ &= B(\alpha - r + 1; \theta - 1) - B(\alpha - r + 2; \theta - 1) + \\ &\quad + B(\alpha - r + 2; \theta - 1) - B(\alpha - r + 3; \theta - 1) + \\ &\quad \vdots \\ &\quad + B(\alpha - r + 2r - 1; \theta - 1) - B(\alpha - r + 2r - 1 + 1; \theta - 1) \\ &= B(\alpha - r + 1; \theta - 1) - B(\alpha + r; \theta - 1). \end{aligned}$$

From Theorem 2 it follows that in the case $\theta > 1$ formula (26) obtained for $E(X^r)$ in this paper ($\theta > 0$) coincides with the expression of $E(X^r)$ furnished by Zenga (2010) for $\theta > 1$.

THEOREM 3

If $\theta > 1$, the expression of the distribution function – for $0 < x < \mu$ – given by (35) is equivalent to the expression given by (30).

PROOF:

For $\theta > 1$ it derives from Lemma 3 that

$$\begin{aligned} \text{a) } \sum_{i=1}^{\infty} IB\left(\frac{x}{\mu} : \alpha + i - 1; \theta\right) &= IB\left(\frac{x}{\mu} : \alpha; \theta - 1\right); \\ \text{b) } \sum_{i=1}^{\infty} IB\left(\frac{x}{\mu} : \alpha + i - 0.5; \theta\right) &= IB\left(\frac{x}{\mu} : \alpha + 0.5; \theta - 1\right); \end{aligned} \tag{50}$$

THEOREM 4

If $\theta > 1$, the expression of the distribution function – for $\mu < x$ – given by (36) is equivalent to

$$\begin{aligned} [1 - F(x : \mu; \alpha; \theta)] &= \frac{1}{B(\alpha; \theta)} \left\{ \left(\frac{\mu}{x}\right)^{0.5} IB\left(\frac{\mu}{x} : \alpha + 0.5; \theta - 1\right) + \right. \\ &\quad \left. - IB\left(\frac{\mu}{x} : \alpha + 1; \theta - 1\right) \right\}. \end{aligned} \tag{51}$$

The proof is obtained using Lemma 3.

THEOREM 5

If $\theta > 1$, the expression of the truncated moment given in this paper for $\theta > 0$ by (45) and (46) are equivalent to the corresponding expressions obtained by Zenga (2010) for $\theta > 1$.

PROOF:

If $\theta > 1$, it derives, using Lemma 3 that:

$$a) \sum_{i=1}^{\infty} B(\alpha - 0.5 + i; \theta) = B(\alpha + 0.5; \theta - 1);$$

$$b) \sum_{i=1}^{\infty} B(\alpha + r - 1 + i; \theta) = B(\alpha + r; \theta - 1);$$

this is enough to prove the equivalence – see the expression in (45) – for $E(X^r | X \leq \mu)$. Now, using Lemma 3 it derives that

$$\sum_{i=1}^{\infty} B(\alpha - r + i; \theta) = B(\alpha - r + 1; \theta - 1).$$

Consequently we have proved – see the expression in (46) – the equivalence for $E(X^r | \mu < X)$ too.

10. POINT INEQUALITY CURVES

In this section we obtain for the density $f(x : \mu; \alpha; \theta)$ the graphs of the Lorenz curve and of Zenga's point inequality measure (Zenga, 2007a). These point measures are invariant to scale transformation, so it is enough to consider the case $f(x : 1; \alpha; \theta)$. To obtain the graphs of these point measures we need to evaluate the first incomplete moment $H(x)$ and the distribution function $F(x)$. From Section 6 we know that

$$F(x : 1; \alpha; \theta) = \begin{cases} F_1(x : 1; \alpha; \theta) = \frac{1}{B(\alpha; \theta)} \sum_{i=1}^{\infty} \{ IB(x : \alpha + i - 1; \theta) + \\ \quad -x^{-0.5} IB(x : \alpha + i - 0.5; \theta) \}, \\ \quad \text{if } 0 < x \leq 1; \\ \\ F_2(x : 1; \alpha; \theta) = 1 - \frac{1}{B(\alpha; \theta)} \times \\ \quad \times \sum_{i=1}^{\infty} \left\{ x^{-0.5} IB\left(\frac{1}{x} : \alpha + i - 0.5; \theta\right) + \right. \\ \quad \quad \left. -IB\left(\frac{1}{x} : \alpha + i; \theta\right) \right\}, \\ \quad \text{if } 1 < x. \end{cases}$$

The first incomplete moment of the density $f(x : 1; \alpha; \theta)$ is given by

$$H(x : 1; \alpha; \theta) = \int_0^x tf(t : 1; \alpha; \theta)dt.$$

Using, for $r = 1$, Lemma 4 and 5 we get

$$H(x : 1; \alpha; \theta) = \begin{cases} H_1(x : 1; \alpha; \theta) = \frac{1}{B(\alpha; \theta)} \sum_{i=1}^{\infty} [x^{0.5} IB(x : \alpha + i - 0.5; \theta) + \\ -IB(x : \alpha + i; \theta)], \\ \text{if } 0 < x \leq 1; \\ \\ H_2(x : 1; \alpha; \theta) = 1 - \frac{1}{B(\alpha; \theta)} \sum_{i=1}^{\infty} \left[IB\left(\frac{1}{x} : \alpha + i - 1; \theta\right) + \right. \\ \left. + x^{0.5} IB\left(\frac{1}{x} : \alpha + i - 0.5; \theta\right) \right], \\ \text{if } 1 < x. \end{cases}$$

The graphs of the Lorenz curve can be obtained putting in abscissa $F(x)$ and in ordinate $H(x)$, for a sufficient number of values of x . The lower mean $\bar{\mu}(x)$ and $\overset{+}{\mu}(x)$ are respectively given by:

$$\bar{\mu}(x) = \frac{1}{F(x : 1; \alpha; \theta)} \int_0^x tf(x : 1; \alpha; \theta)dt = \frac{H(x : 1; \alpha; \theta)}{F(x : 1; \alpha; \theta)}$$

$$\overset{+}{\mu}(x) = \frac{1}{1 - F(x : 1; \alpha; \theta)} \int_x^{\infty} tf(x : 1; \alpha; \theta)dt = \frac{1 - H(x : 1; \alpha; \theta)}{1 - F(x : 1; \alpha; \theta)}$$

In the previous expression we have utilised the relation

$$E(X) = \int_0^x tf(t : 1; \alpha; \theta)dt + \int_x^{\infty} tf(t : 1; \alpha; \theta)dt = 1.$$

Zenga's point inequality is given by (Zenga, 2007a)

$$A(x) = 1 - \frac{\bar{\mu}(x)}{\overset{+}{\mu}(x)}.$$

Thus, from (93) we get (Zenga, 2007a)

$$\begin{aligned} A(x) &= 1 - \frac{H(x : 1; \alpha; \theta)}{F(x : 1; \alpha; \theta)} \cdot \frac{1 - F(x : 1; \alpha; \theta)}{1 - H(x : 1; \alpha; \theta)} \\ &= \frac{F(x : 1; \alpha; \theta) - H(x : 1; \alpha; \theta)}{F(x : 1; \alpha; \theta)[1 - H(x : 1; \alpha; \theta)]} \end{aligned} \tag{52}$$

It derives that the graphs of Zenga's point inequality can be obtained putting in abscissa $F(x : 1; \alpha; \theta)$ and $A(x)$ on the ordinate axis for a sufficient number of values of x . In the case $\theta > 1$, we know from Section 9 that

$$F(x : 1; \alpha; \theta) = \begin{cases} F_1(x : 1; \alpha; \theta) = \frac{1}{B(\alpha; \theta)} IB(x : \alpha; \theta - 1) \\ \quad - \frac{x^{-0.5}}{B(\alpha; \theta)} IB(x : \alpha + 0.5; \theta - 1), \text{ if } 0 < x \leq 1 \\ F_2(x : 1; \alpha; \theta) = 1 - \frac{x^{-0.5}}{B(\alpha; \theta)} IB\left(\frac{1}{x} : \alpha + 0.5; \theta - 1\right) \\ \quad + \frac{1}{B(\alpha; \theta)} IB\left(\frac{1}{x} : \alpha + 1; \theta - 1\right), \text{ if } 1 < x. \end{cases}$$

In the case $\theta > 1$, using Lemma 3, we have:
for $0 < x \leq 1$

$$\begin{aligned} \sum_{i=1}^{\infty} IB(x : \alpha + i - 0.5; \theta) &= IB(x : \alpha + 0.5; \theta - 1) \\ \sum_{i=1}^{\infty} IB(x : \alpha + i; \theta) &= IB(x : \alpha + 1; \theta - 1) \end{aligned}$$

and for $x > 1$

$$\begin{aligned} \sum_{i=1}^{\infty} IB\left(\frac{1}{x} : \alpha + i - 1; \theta\right) &= IB\left(\frac{1}{x} : \alpha; \theta - 1\right) \\ \sum_{i=1}^{\infty} IB\left(\frac{1}{x} : \alpha + i - 0.5; \theta\right) &= IB\left(\frac{1}{x} : \alpha + 0.5; \theta - 1\right). \end{aligned}$$

Consequently, in the case $\theta > 1$ we have

$$H(x : 1; \alpha; \theta) = \begin{cases} H_1(x : 1; \alpha; \theta) = \frac{x^{0.5}}{B(\alpha; \theta)} IB(x : \alpha + 0.5; \theta - 1) \\ \quad - \frac{1}{B(\alpha; \theta)} IB(x : \alpha + 1; \theta - 1), \text{ if } 0 < x \leq 1; \\ H_2(x : 1; \alpha; \theta) = 1 - \frac{1}{B(\alpha; \theta)} IB\left(\frac{1}{x} : \alpha; \theta - 1\right) \\ \quad + \frac{x^{0.5}}{B(\alpha; \theta)} IB\left(\frac{1}{x} : \alpha + 0.5; \theta - 1\right), \text{ if } 1 < x. \end{cases}$$

Figures 6 to 10 report the graphs of the Lorenz curve $L(p)$ and the Zenga curve $I(p)$ – where $p = F(x)$ – for many values of the parameters α and θ . From these graphs it seems that α and θ are inverse parameters of the point inequality measures $I(p)$ and $L(p)$. Moreover, the shapes of some $I(p)$ graphs ($\theta = 2.5; 3.5$ and $\alpha = 2.5; 3.5$) are similar to those obtained on some real distributions by Zenga

(2007a, 2007b), Radaelli (2008, 2010), Greselin, Puri and Zitikis (2009), and Maffellini and Poliscchio (2010).

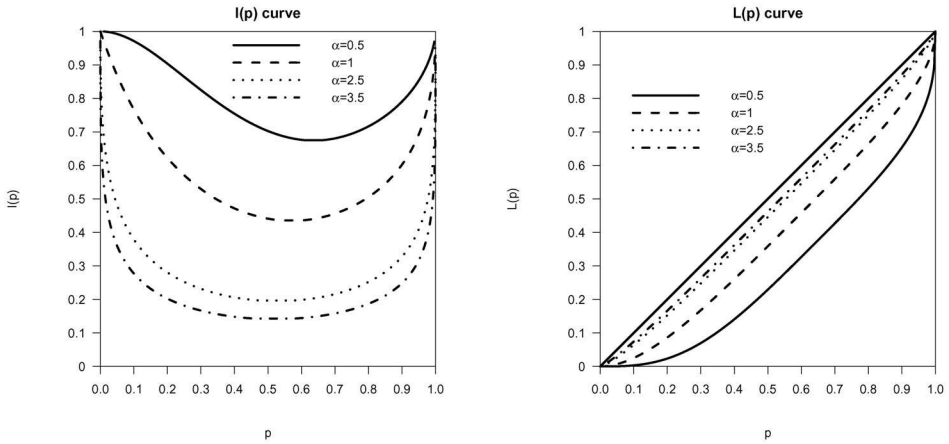


FIGURE 6. - Graphs of $I(p)$ and $L(p)$ for $\theta = 0.5$ and $\alpha = 0.5; 1; 2.5; 3.5$

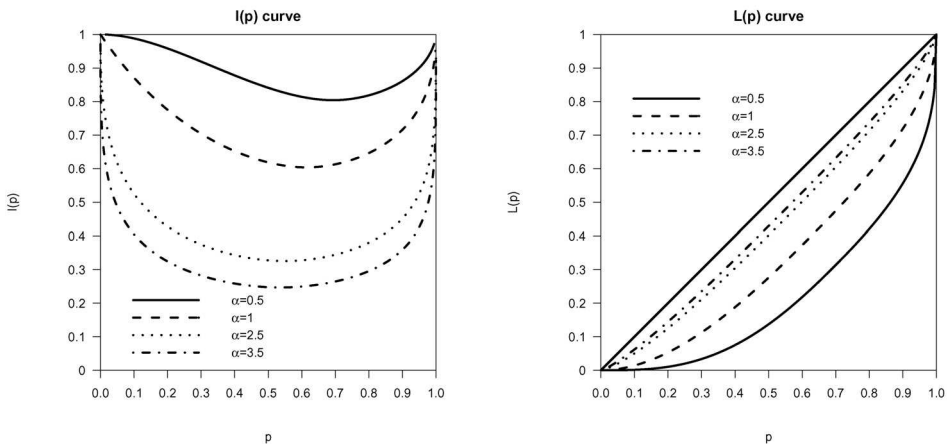


FIGURE 7. - Graphs of $I(p)$ and $L(p)$ for $\theta = 1$ and $\alpha = 0.5; 1; 2.5; 3.5$

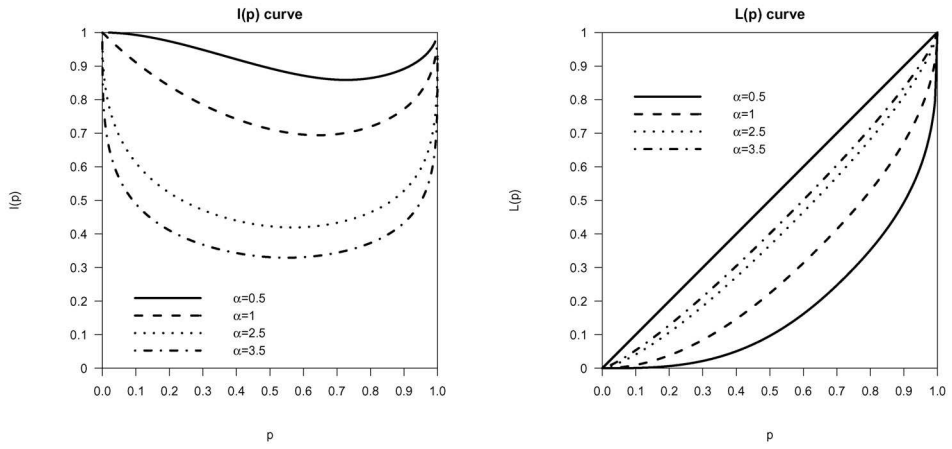


FIGURE 8. - Graphs of $I(p)$ and $L(p)$ for $\theta = 1.5$ and $\alpha = 0.5; 1; 2.5; 3.5$

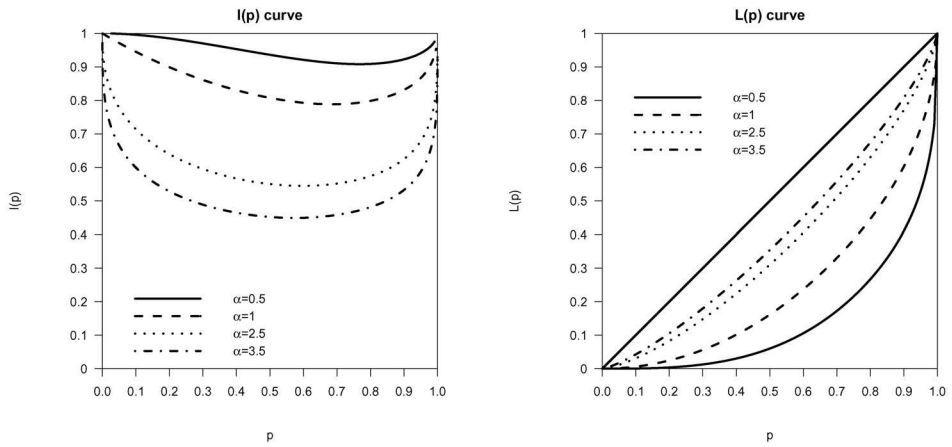


FIGURE 9. - Graphs of $I(p)$ and $L(p)$ for $\theta = 2.5$ and $\alpha = 0.5; 1; 2.5; 3.5$

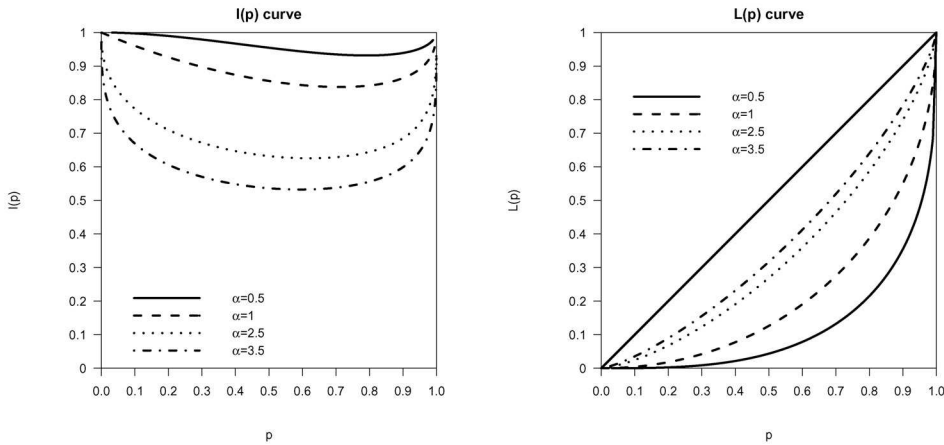


FIGURE 10. - Graphs of $I(p)$ and $L(p)$ for $\theta = 3.5$ and $\alpha = 0.5; 1; 2.5; 3.5$

11. HAZARD AND SURVIVAL FUNCTIONS

The new three-parameter density function $f(x : \mu; \alpha; \theta)$ can be utilized also to represent failure time distributions. For these type of distributions it is important to consider the hazard and survival functions. In this section, it is provided only a descriptive point of view. Let X be a continuous non-negative random variable with density function $f(x)$ and distribution function $F(x) = \int_0^x f(t)dt, x > 0$. The survival function $G(x)$ and the hazard function $h(x)$ are defined as follows:

$$G(x) = 1 - F(x), \quad x > 0 \tag{53}$$

$$h(x) = \frac{f(x)}{G(x)}, \quad x > 0 \tag{54}$$

For simplicity's sake we can consider only the case $\mu = 1$. Then, utilizing the expressions of $f(x : 1; \alpha; \theta)$ and of $F(x : 1; \alpha; \theta)$ reported in the previous sections, we have got many graphs of the hazard function $h(x : 1; \alpha; \theta)$ and of the survival function $G(x : 1; \alpha; \theta)$. From the graphs of the $G(x)$ in Figures 11-15, we see that, for a fixed θ , $G(x)$ is decreasing in α for fixed large values of x , while $G(x)$ is increasing in α for fixed small values of x . The hazard function exhibits many different shapes. In particular, for some combinations of the parameters, the hazard function has decreasing, or upside-down bathtub, or bathtub followed by upside-down bathtub failure rate. This flexible hazard function could make this new density function very attractive from the reliability point of view. The study of the behaviour of the hazard function should be a topic of a future work.

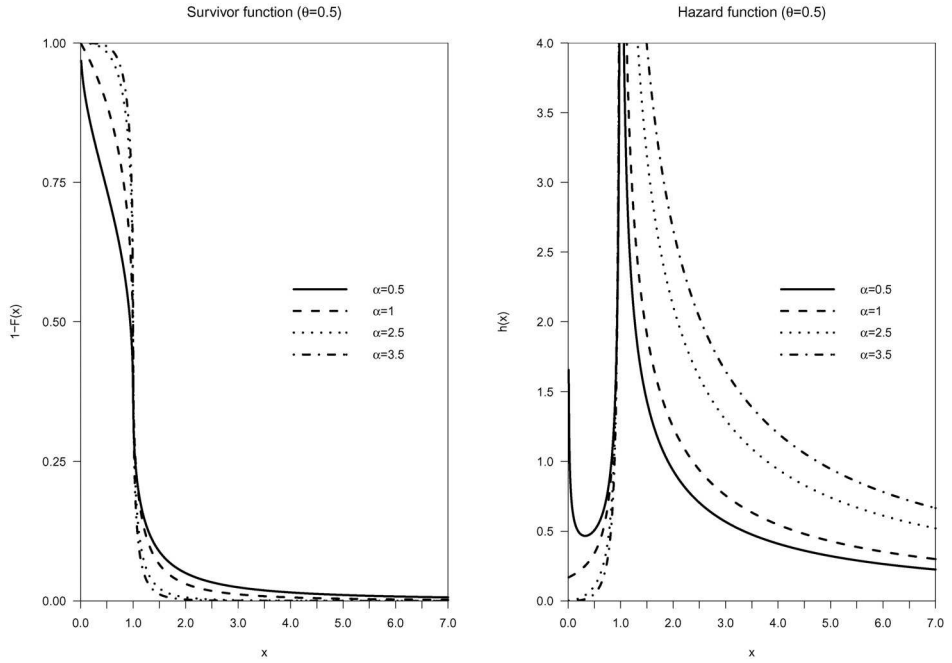


FIGURE 11. - *Graphs of the survival and hazard curves*

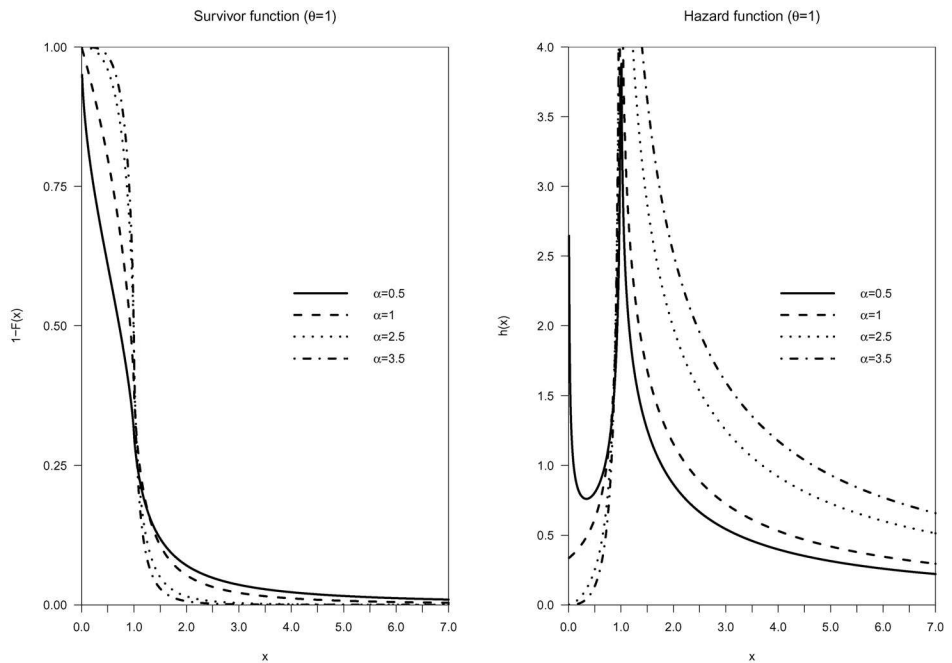


FIGURE 12. - *Graphs of the survival and hazard curves*

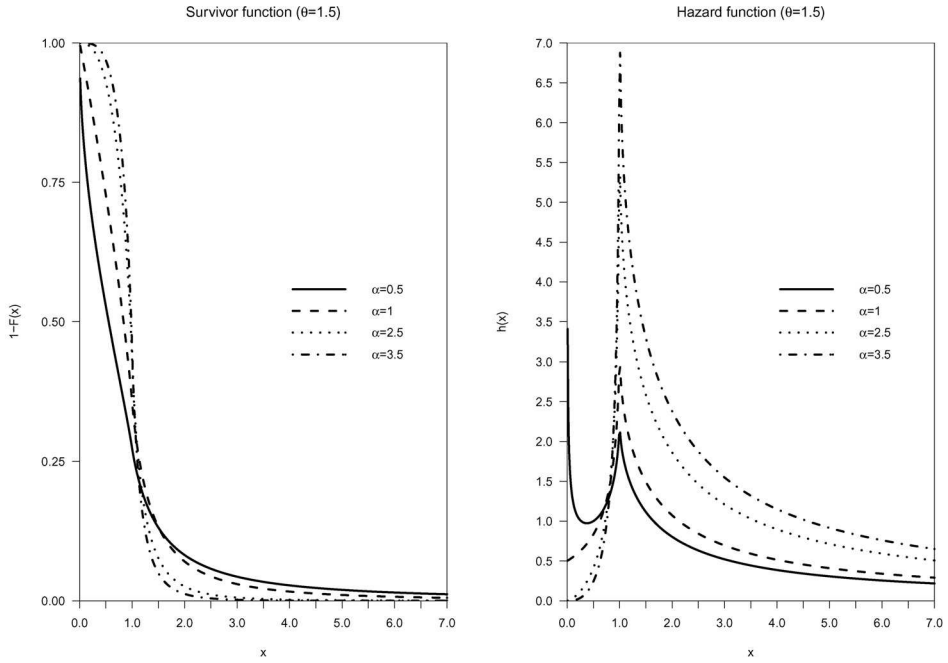


FIGURE 13. - Graphs of the survival and hazard curves

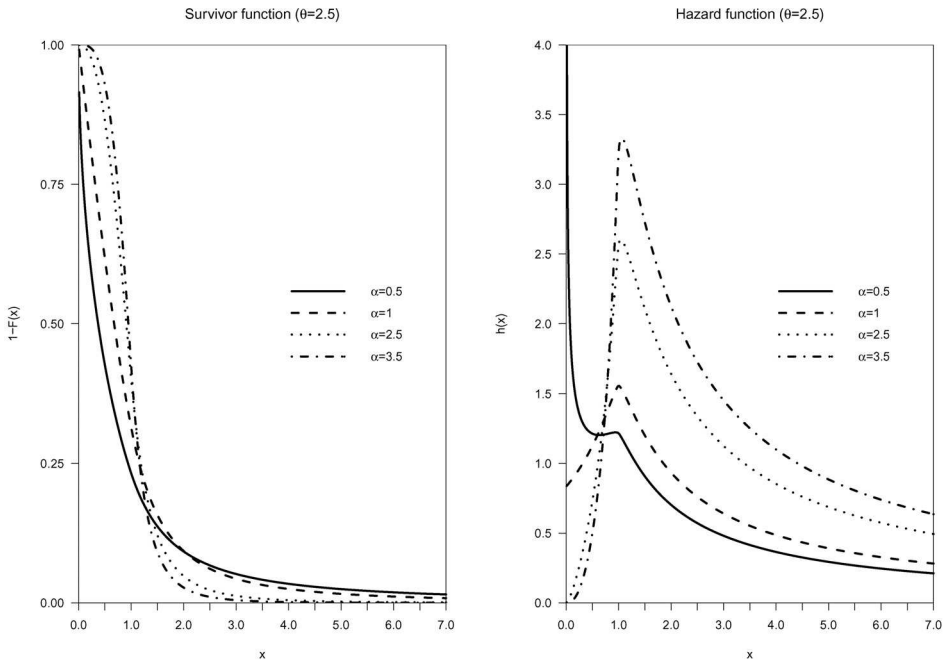


FIGURE 14. - Graphs of the survival and hazard curves

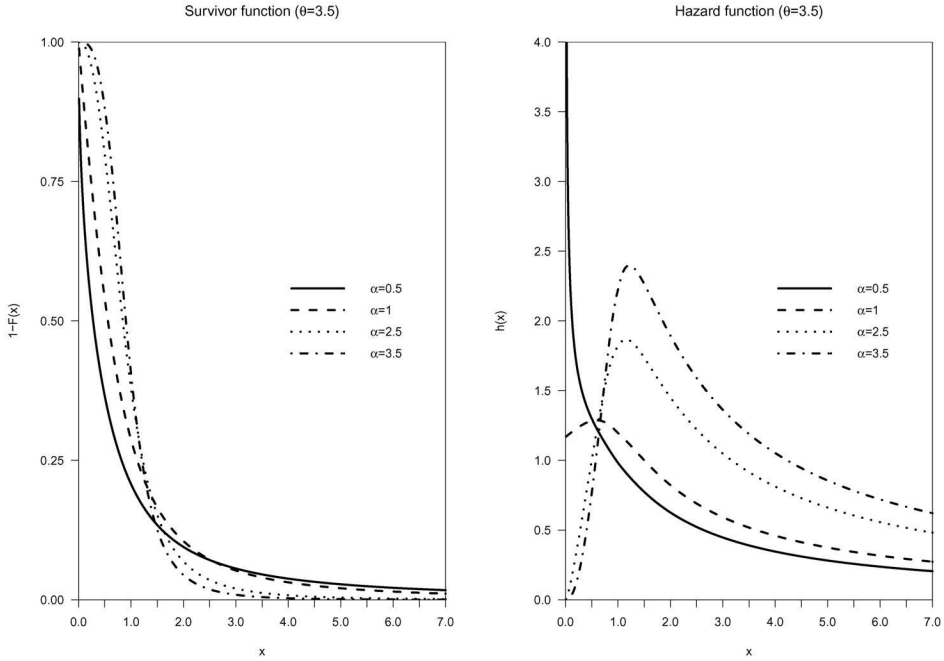


FIGURE 15. - *Graphs of the survival and hazard curves*

12. CONCLUSIONS

Zenga (2010) proposed a new three parameter density function $f(x : \mu; \alpha; \theta)$, ($\mu > 0; \alpha > 0; \theta > 0$) for non negative random variables X . For $\theta > 1$, Zenga (2010) has obtained the expressions of: the distribution function, the moments, the truncated moments, the mean deviation and Zenga's (2007a) point inequality $A(x)$ at $x = \mu$. Many graphs of $f(x : \mu; \alpha; \theta)$ for $\theta \geq 2$ are reported in Zenga (2010) too. According to this paper we observe that for this new distribution:

- a) the parameter μ is equal to the expectation;
- b) the right tail is Paretian and the asymmetry of the density is positive;
- c) the shapes of the density function $f(x : \mu; \alpha; \theta)$ are broader than those of the more traditional models used for the distribution of income by size such as Dagum's distribution.

In this paper by using a new approach, we obtain for the general case $\theta > 0$ different expressions of: the density, the truncated and ordinary moments, the mean deviation and Zenga's point inequality. We have shown that the new expressions obtained in this paper for $\theta > 0$ are equivalent to those obtained previously for $\theta > 1$ by Zenga (2010).

The graphs of the density function for $0.5 \leq \theta \leq 1.5$ behave quite differently

from those obtained for $\theta \geq 2$ (Zenga, 2010). These results confirm that the new density has very “flexible” shapes. The graphs reported in this paper of the Lorenz curve $L(p)$, of the Zenga curve $I(p)$ and of the hazard and survival functions suggest that the new density can be utilized to represent income, wealth, financial and actuarial, as well as failure time distributions.

Some first exploratory applications of the new density on real income distributions encourage to investigate on the estimation of the parameters of the new density. Actually, some estimates of the three parameters have been obtained by utilizing the moment method, the maximum likelihood method and some other non traditional methods. Some of these results can be found in Nicolussi (2009). Nevertheless, other investigations are required to analyze:

- in detail the influence of the parameters α and θ on the inequality curves and on the shapes of the density $f(x : \mu; \alpha; \theta)$;
- the estimation of the parameters;
- the fitting of the new model on a wide set of empirical distributions.

REFERENCES

- Greselin F., Puri M.L., Zitikis R. (2009). L-functions, processes and statistics in measuring economic inequality and actuarial risks. *Statistics and its interfaces*, **2**, 227-245.
- Maffeni W., Poliscchio M. (2010). How potential is the $I(p)$ inequality curve in the analysis of empirical distributions $I(p)$. *Rapporti di Ricerca del Dipartimento di Metodi Quantitativi per le Scienze Economiche ed Aziendali, Università degli Studi di Milano-Bicocca*, n. 186.
- Nicolussi F. (2009). Applicazioni di una nuova variabile casuale per le distribuzioni del reddito. *Università degli Studi di Milano - Bicocca, Facoltà di Economia, Tesi di laurea specialistica in scienze economiche Aziendali (Settembre 2009)*.
- Pietra G. (1915). Delle relazioni tra gli indici di variabilità, note I e II. *Atti del Reale Istituto Veneto di Scienze, Lettere ed Arti*, **74**, 775-804.
- Poliscchio M. (2008). The continuous random variable with uniform point inequality measure $I(p)$. *Statistica & Applicazioni*, **6(2)**, 137-151.
- Radaelli P. (2010). A Subgroups Decomposition of Zenga's Uniformity and Inequality Indexes. *Statistica & Applicazioni*, **6(2)**, 117-136.
- Zenga M.M. (2007a). Inequality curve and inequality index based on the ratios between lower and upper arithmetic means. *Statistica & Applicazioni*, **5(1)**, 3-27.
- Zenga M.M. (2007b). Applications of a new inequality curve and inequality index based on the ratios between lower and upper arithmetic means. *Bulletin of the ISI*, **LXII**, 5169-5172.
- Zenga M.M. (2010). Mixture of Poliscchio's truncated Pareto distributions with beta weights. *Statistica & Applicazioni*, **8(1)**, 3-25.